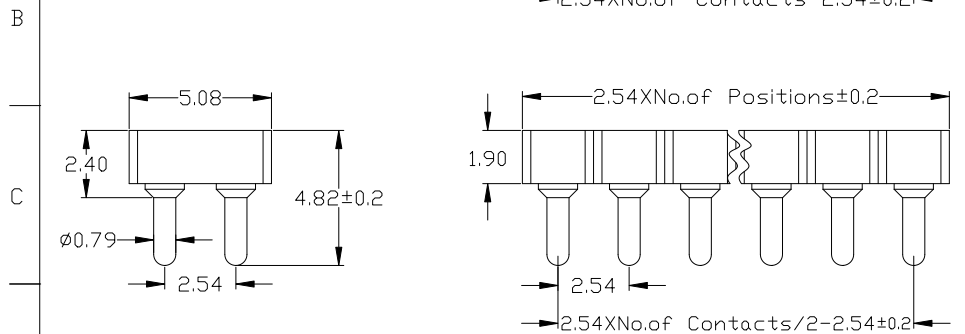


Stright socket connector ultralow profile height 2.4mm:solder tail single row
 Availability from: 2 to 40 contacts
 Standard number of contacts 20, 32 and 40

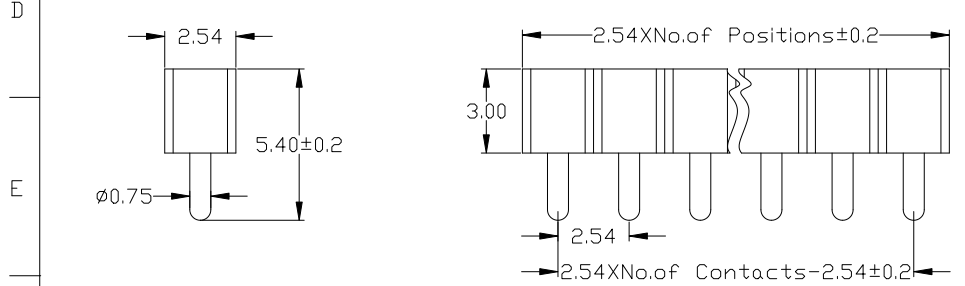
Ordering Information

RF1XX-X XX X X X S AXX

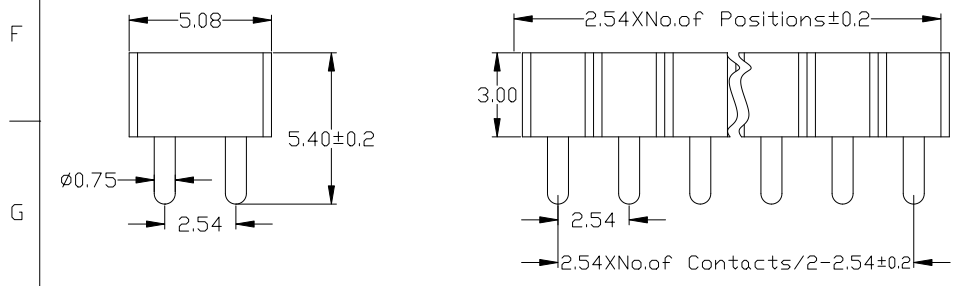
HEIGHT OF HOUSING	1: Single-Row 2: Dual-Row 3: Three Rows of	NO. OF PINS PER ROW	0: No Pitch 1: 1.27 2: 2.00 3: 2.54 4: 7.62 5: 10.16 6: 15.24 7: 22.86	A=1u" B=2u" C=5u" D=10u" E=15u" F=30u"	A: PBT B: PA6T C: PA9T D: LCP G: PPS H: Half gold plated Tin	LENGTH OF TERMINAL
19: 1.9mm 30: 3.0mm		1~40P 2~40P				



Stright socket connector ultralow profile height 2.4mm:solder tail double row
 Availability from: 4 to 80 contacts
 Standard number of contacts 20, 56 and 72



Stright socket connector ultralow profile height 3mm:solder tail single row
 Availability from: 1 to 80 contacts
 Standard number of contacts 5, 6, 8, 9, 10, 11, 12, 14, 16, 17, 20, 25, 30, 32 and 40

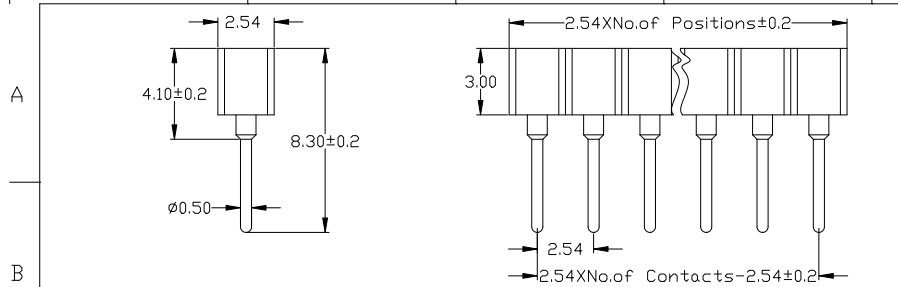


Stright socket connector ultralow profile height 3.0mm:solder tail double row
 Availability from: 2 to 80 contacts
 Standard number of contacts 20, 56, 60, and 72

Specifications

Insulator : Black glass filled polyester PPS-GF30-FR
 Flammability : UL94V-0
 Sleeve : Brass CuZn 36Pb3(36000)
 Contact clip (6 finger) : Beryllium copper (C17200)
 Mating pin Ø : 0.40 to 0.56 mm
 Forces : (polished steel gauge Ø0.43mm)
 -Insertion : 3 N typ.
 -Withdrawal : 1.5 N typ.
 Mechancial life : min 500 cycles
 Rated current : 3Amp
 Contact resistance: Max 10mΩ
 Dielectric resistance : Min 1000V RMS

				OPERATION		SCALE		Fit		<h2 style="margin: 0;">上海高霖电子有限公司</h2>			
				X.X	±0.25	UNIT		MM					
				X.XX	±0.20	SIZE	A4	DESIGN	卢小强			PART NO.	RF1XX-XXXXXXSXXX1
				X.XXX	±0.10	SHEET	1/1	CHECK				TITLE:	2.54圆孔排母 180度
REV	DATE	MODIFICATION DESCRIPTION	CHANGE	APPROVE	DIM	TOL	PROJ.	APPROVE		Customer No.			

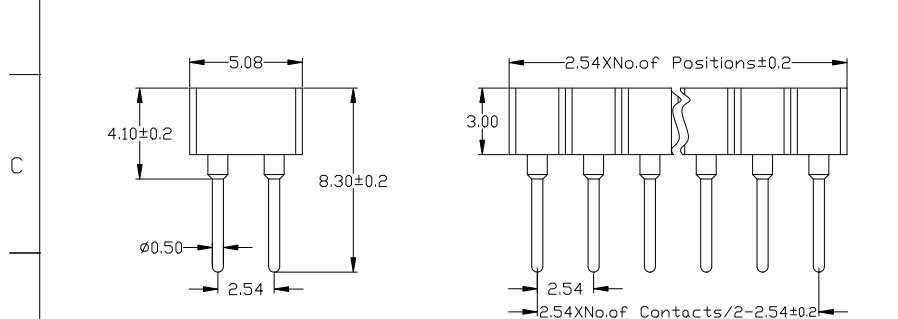


Stright socket connector height
 4.1mm:solder tail, single row
 Availability from:1 to 40 contacts
 Standard number of contacts 5, 6,
 8, 9, 10, 11, 12, 14, 16, 17, 20, 25, 30,
 32 and 40

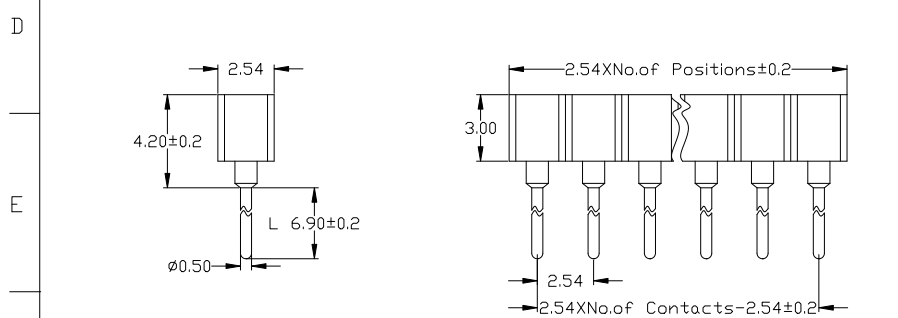
Ordering Information

RF130-X XX X X X S

HEIGHT OF HOUSING	1:Single-Row	NO. OF PINS PER ROW	0:No Pitch	A=1u"	A:PBT	LENGTH OF TERMINAL
30:3.0mm	2:Dual-Row	1~40P	1:1.27	B=2u"	B:PA6T	
	3:Three Rows of	2~40P	2:2.00	C=5u"	C:PA9T	
			3:2.54	D=10u"	D:LCP	
			4:7.62	E=15u"	G:PPS	
			5:10.16	F=30u"		
			6:15.24	S=Ordinary Tin Plated		
			7:22.86	H=Half gold plated Tin		



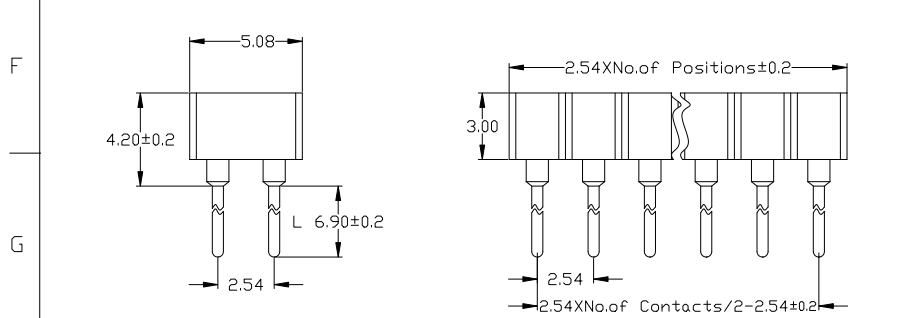
Stright socket connector height
 4.1mm:solder tail, double row
 Availability from:2 to 80 contacts
 Standard number of contacts 20, 56, 60
 and 72



Stright socket connector height
 4.2mm:solder tail, single row
 Availability from:1to 40 contacts
 Standard number of contacts 5, 6,
 8, 9, 10, 11, 12, 14, 16, 17, 20, 25, 30,
 32 and 40

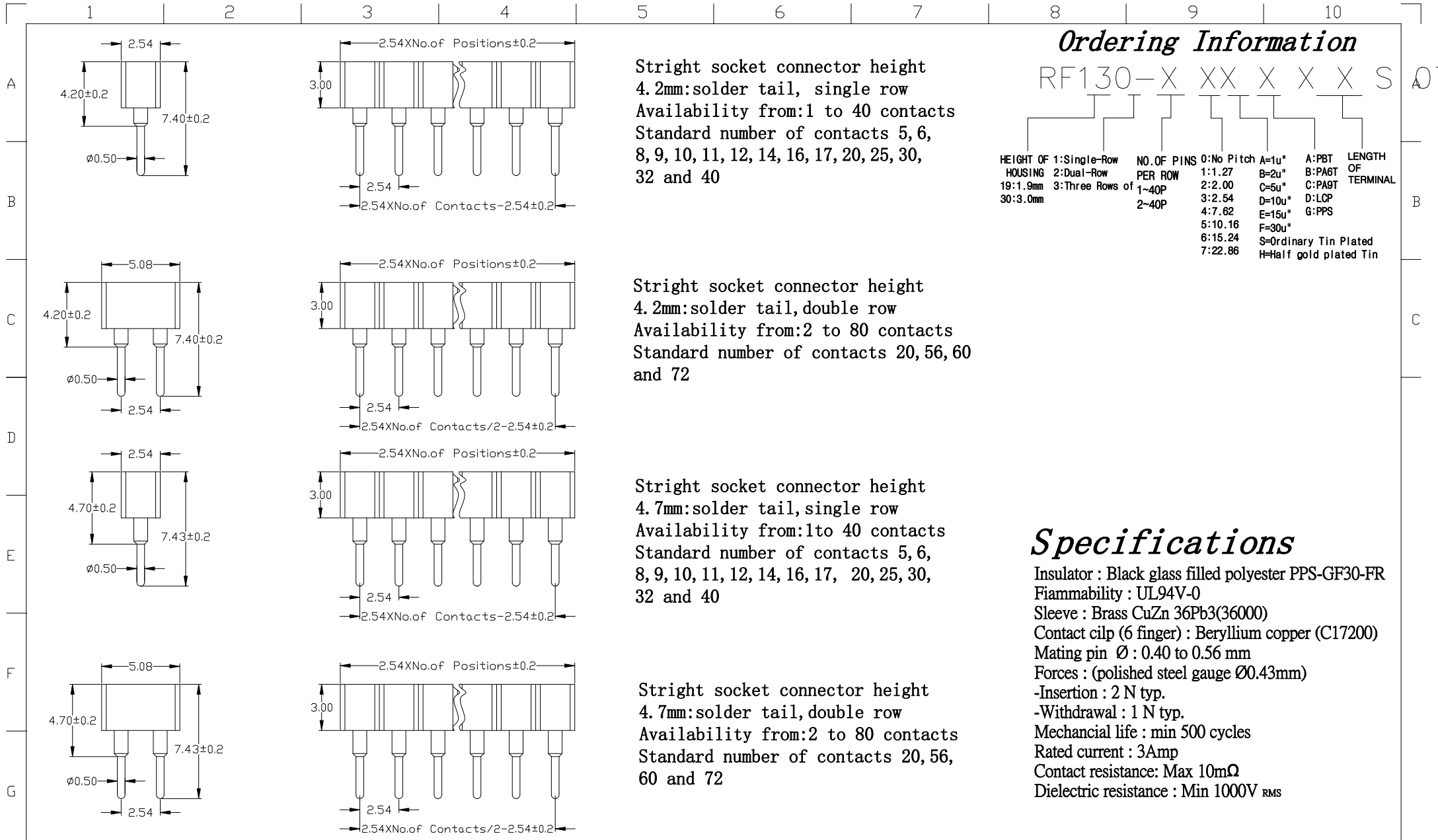
Specifications

Insulator : Black glass filled polyester PPS-GF30-FR
 Fiammability : UL94V-0
 Sleeve : Brass CuZn 36Pb3(36000)
 Contact cilp (6 finger) : Beryllium copper (C17200)
 Mating pin Ø : 0.40 to 0.56 mm
 Forces : (polished steel gauge Ø0.43mm)
 -Insertion : 2 N typ.
 -Withdrawal : 1 N typ.
 Mechancial life : min 500 cycles
 Rated current : 3Amp
 Contact resistance: Max 10mΩ
 Dielectric resistance : Min 1000V RMS



Stright socket connector height
 4.2mm:solder tail, double row
 Availability from:2 to 80 contacts
 Standard number of contacts 20, 56,
 60 and 72

				OPERATION		SCALE		Fit		<h2 style="text-align: center;">上海高霖电子有限公司</h2>			
				X.X	±0.25	UNIT		MM					
				X.XX	±0.20	SIZE	A4	DESIGN	卢小强			PART NO.	RF130-XXXXXXSXXX1
				X.XXX	±0.10	SHEET	1/1	CHECK				TITLE:	2.54圆孔排母 塑高3.0 180度
REV	DATE	MODIFICATION DESCRIPTION	CHANGE	APPROVE	Angle	±3°	PROJ.	APPROVE		Customer No.			



Straight socket connector height
 4.2mm:solder tail, single row
 Availability from:1 to 40 contacts
 Standard number of contacts 5, 6,
 8, 9, 10, 11, 12, 14, 16, 17, 20, 25, 30,
 32 and 40

Straight socket connector height
 4.2mm:solder tail, double row
 Availability from:2 to 80 contacts
 Standard number of contacts 20, 56, 60
 and 72

Straight socket connector height
 4.7mm:solder tail, single row
 Availability from:1to 40 contacts
 Standard number of contacts 5, 6,
 8, 9, 10, 11, 12, 14, 16, 17, 20, 25, 30,
 32 and 40

Straight socket connector height
 4.7mm:solder tail, double row
 Availability from:2 to 80 contacts
 Standard number of contacts 20, 56,
 60 and 72

Ordering Information

RF130-X XX X X X S 074

HEIGHT OF HOUSING	1:Single-Row 2: Dual-Row 3:Three Rows of	NO. OF PINS PER ROW	0:No Pitch 1:1.27 2:2.00 3:2.54 4:7.62 5:10.16 6:15.24 7:22.86	A=1u" B=2u" C=5u" D=10u" E=15u" F=30u"	A:PBT B:PA6T C:PA9T D:LCP G:PPS H=Half gold plated Tin	LENGTH OF TERMINAL
19:1.9mm 30:3.0mm		1~40P 2~40P				

Specifications

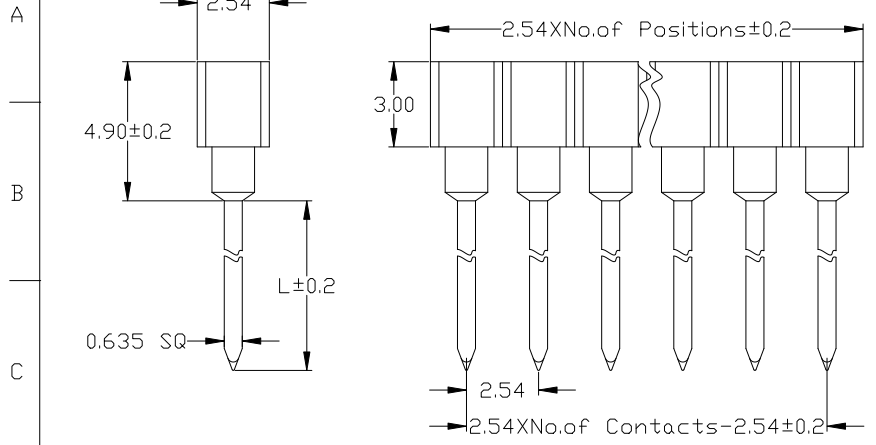
Insulator : Black glass filled polyester PPS-GF30-FR
 Flammability : UL94V-0
 Sleeve : Brass CuZn 36Pb3(36000)
 Contact cilp (6 finger) : Beryllium copper (C17200)
 Mating pin Ø : 0.40 to 0.56 mm
 Forces : (polished steel gauge Ø0.43mm)
 -Insertion : 2 N typ.
 -Withdrawal : 1 N typ.
 Mechancial life : min 500 cycles
 Rated current : 3Amp
 Contact resistance: Max 10mΩ
 Dielectric resistance : Min 1000V_{RMS}

				OPERATION		SCALE		Fit		上海高霖电子有限公司			
				X.X	±0.25	UNIT		MM					
				X.XX	±0.20	SIZE	A4	DESIGN	卢小强	PART NO.	RF130-XXXXXXS0741		
				X.XXX	±0.10	SHEET	1/1	CHECK		TITLE:	2.54圆孔排母 塑高3.0 180度 L=7.4		
				Angle	±3°	PROJ.	☉	APPROVE		Customer No.			
REV	DATE	MODIFICATION DESCRIPTION	CHANGE	APPROVE	DIM	TOL							
1													

Ordering Information

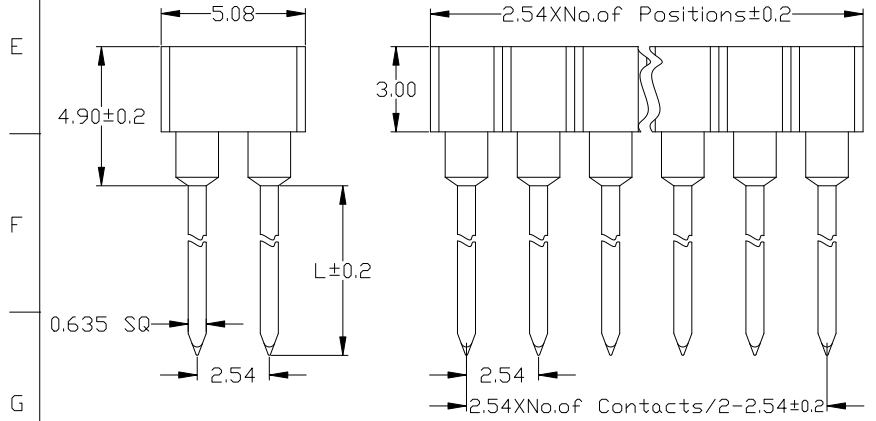
RF130-X XX X X X S

HEIGHT OF HOUSING	1:Single-Row 2: Dual-Row 30:3.0mm	NO. OF PINS PER ROW	0:No Pitch 1:1.27 2:2.00 3:2.54 4:7.62 5:10.16 6:15.24 7:22.86	A=1u" B=2u" C=5u" D=10u" E=15u" F=30u"	A:PBT B:PA6T C:PA9T D:LCP G:PPS H=Half gold plated Tin	LENGTH OF TERMINAL
-------------------	---	---------------------	---	---	---	--------------------



Stright socket connector height
4.9mm:solder tail, single row
Availability from:1to 40 contacts
Standard number of contacts 5, 6,
8, 9, 10, 11, 12, 14, 16, 17, 20, 25, 30,
32 and 40

Contact length L:
9.40mm, 12.90mm



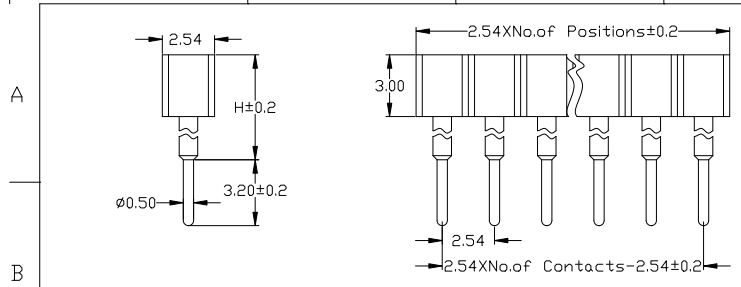
Stright socket connector height
4.9mm:solder tail, double row
Availability from:2 to 80 contacts
Standard number of contacts 20, 56,
60 and 72

Contact length L:
9.40mm, 12.90mm

Specifications

Insulator : Black glass filled polyester PPS-GF30-FR
Fiammability : UL94V-0
Sleeve : Brass CuZn 36Pb3(36000)
Contact cilp (4 finger) : Beryllium copper (C17200)
Mating pin Ø : 0.40 to 0.56 mm
Forces : (polished steel gauge Ø0.43mm)
-Insertion : 2 N typ.
-Withdrawal : 1 N typ.
Mechancial life : min 500 cycles
Rated current : 3Amp
Contact resistance: Max 10mΩ
Dielectric resistance : Min 1000V_{RMS}

				OPERATION		SCALE		Fit		<h2>上海高霖电子有限公司</h2>			
				X.X	±0.25	UNIT		MM					
				X.XX	±0.20	SIZE	A4	DESIGN	卢小强			PART NO.	RF130-XXXXXXSXXX3
				X.XXX	±0.10	SHEET	1/1	CHECK				TITLE:	2.54圆孔排母 塑高3.0 180度
REV	DATE	MODIFICATION DESCRIPTION	CHANGE	APPROVE	DIM	TOL	PROJ.	APPROVE		Customer No.			

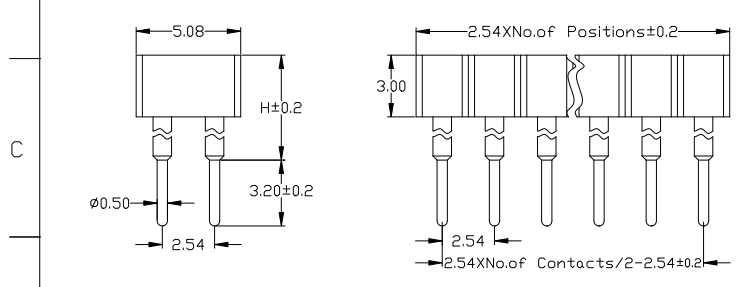
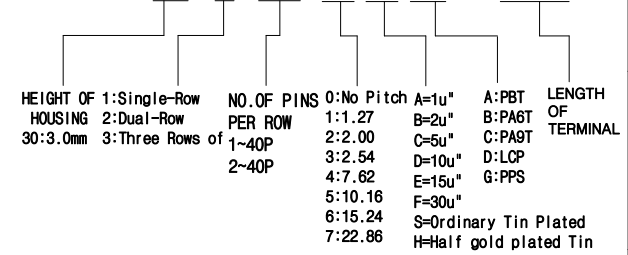


Contact height H:
14.6mm
9.00mm

Sright socket connector height
4.1mm:solder tail, single row
Availability from:1 to 40 contacts
Standard number of contacts 5, 6,
8, 9, 10, 11, 12, 14, 16, 17, 20, 25, 30,
32 and 40

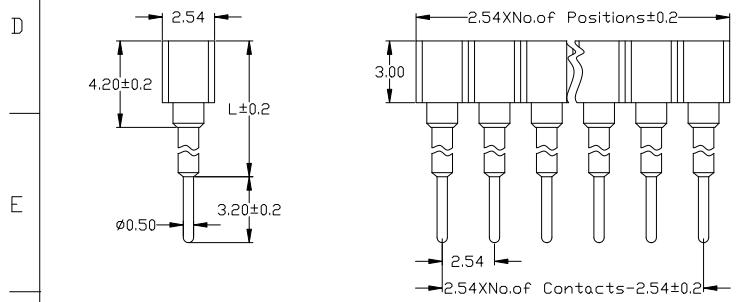
Ordering Information

RF130-X XX X X X S



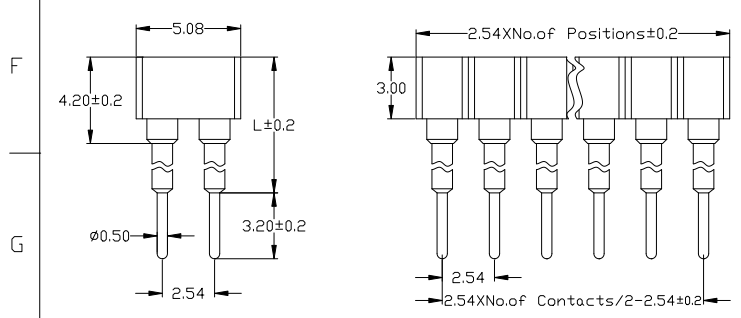
Contact height H:
14.6mm
9.00mm

Sright socket connector height
4.1mm:solder tail, double row
Availability from:2 to 80 contacts
Standard number of contacts 20, 56, 60
and 72



Contact length L:
6.00mm, 7.00mm
8.00mm, 9.00mm
10.00mm, 11.00mm
12.00mm

Sright socket connector height
4.2mm:solder tail, single row
Availability from:1to 40 contacts
Standard number of contacts 5, 6,
8, 9, 10, 11, 12, 14, 16, 17, 20, 25, 30,
32 and 40



Contact length L:
6.00mm, 7.00mm
8.00mm, 9.00mm
10.00mm, 11.00mm
12.00mm

Sright socket connector height
4.2mm:solder tail, double row
Availability from:2 to 80 contacts
Standard number of contacts 20, 56,
60 and 72

Specifications

Insulator : Black glass filled polyester PPS-GF30-FR
Flammability : UL94V-0
Sleeve : Brass CuZn 36Pb3(36000)
Contact cilp (6 finger) : Beryllium copper (C17200)
Mating pin Ø : 0.40 to 0.56 mm
Forces : (polished steel gauge Ø0.43mm)
-Insertion : 2 N typ.
-Withdrawal : 1 N typ.
Mechanical life : min 500 cycles
Rated current : 3Amp
Contact resistance: Max 10mΩ
Dielectric resistance : Min 1000V_{RMS}

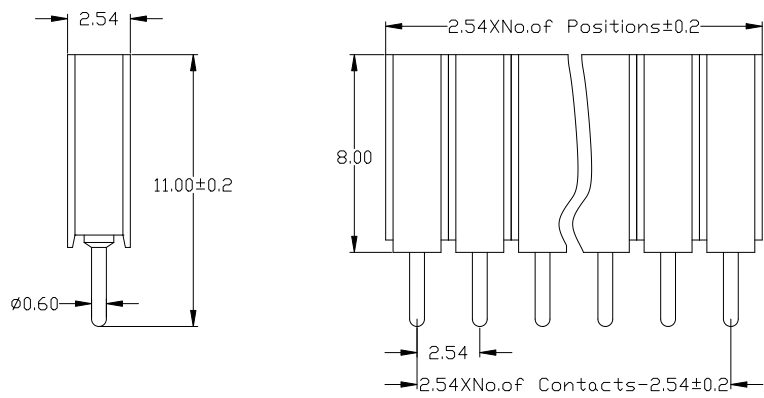
				OPERATION		SCALE		Fit		<h2 style="margin: 0;">上海高霖电子有限公司</h2>						
				X.X	±0.25	UNIT		MM								
				X.XX	±0.20	SIZE	A4	DESIGN	卢小强					PART NO.	RF130-XXXXXXSXXX2	
				X.XXX	±0.10	SHEET	1/1	CHECK						TITLE:	2.54圆孔排母 塑高3.0 180度	
REV	DATE	MODIFICATION DESCRIPTION	CHANGE	APPROVE	DIM	TOL	PROJ.	APPROVE	Customer No.							

Ordering Information

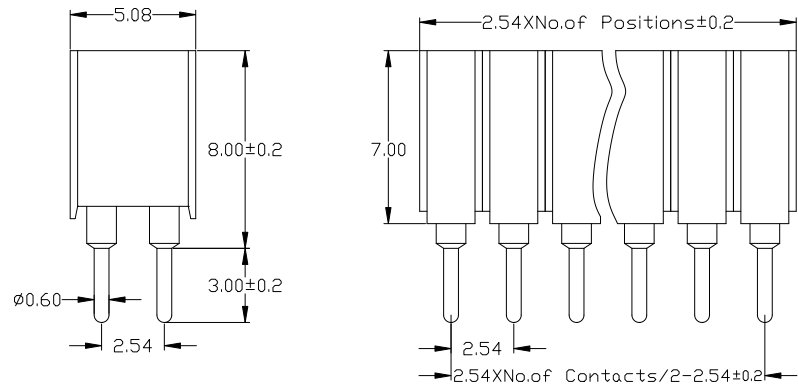
RF1XX-X XX X X X S

HEIGHT OF HOUSING	1:Single-Row 2: Dual-Row 70:7.0mm 80:8.0mm	NO. OF PINS PER ROW	1~40P 2~40P	0:No Pitch	A=1u" B=2u" C=5u" D=10u" E=15u" F=30u"	A:PBT B:PA6T C:PA9T D:LCP G:PPS	LENGTH OF TERMINAL
							S=Ordinary Tin Plated H=Half gold plated Tin

Straight socket connector height 8.0mm:solder tail, single row
Availability from:1to 40 contacts
Standard number of contacts 5, 6, 8, 9, 10, 11, 12, 14, 16, 17, 20, 25, 30, 32 and 40



Straight socket connector height 8.0mm:solder tail, double row
Availability from:2 to 80 contacts
Standard number of contacts 16, 18, 26, 40, 72 and 80



Specifications

Insulator : Black glass filled polyester PPS-GF30-FR
Flammability : UL94V-0
Sleeve : Brass CuZn 36Pb3(36000)
Contact cilp (6 finger) : Beryllium copper (C17200)
Mating pin Ø : 0.70 to 0.90 mm
Forces : (polished steel gauge Ø0.76mm)
-Insertion : 1.2 N typ.
-Withdrawal : 0.6 N typ.
Mechanical life : min 500 cycles
Rated current : 3Amp
Contact resistance: Max 10mΩ
Dielectric resistance : Min 1000V_{RMS}

上海高霖电子有限公司

卢小强 PART NO. RF1XX-XXXXXXS1101
TITLE: 2.54圆孔排母 180度 L=11.0

		OPERATION		SCALE		Fit	
		X.X	±0.25	UNIT		MM	
		X.XX	±0.20	SIZE	A4	DESIGN	卢小强
		X.XXX	±0.10	SHEET	1/1	CHECK	PART NO.
		Angle	±3°	PROJ.	☉	APPROVE	TITLE:
REV	DATE	MODIFICATION DESCRIPTION	CHANGE	APPROVE	DIM	TOL	Customer No.